



St. XAVIER'S HIGH SCHOOL
BILASPUR

SUMMER
HOLIDAY
HOMEWORK

SESSION-2023-24

MONTESSORI-III



INSTRUCTIONS

- ❖ **SUBMIT HOLIDAY HOMEWORK IN BUTTON FILE.**
- ❖ **DESIGN A FRONT PAGE FOR THE ASSIGNMENTS.**
- ❖ **YOU CAN EITHER TAKE PRINTOUTS OF THE WORKSHEETS OR YOU CAN DRAW IT IN A4 SIZE PAPER.**
- ❖ **DON'T USE SKETCH PENS, ONLY CRAYONS OR COLOUR PENCILS ARE ALLOWED.**
- ❖ **SOLVE THE WORKSHEETS NEATLY.**
- ❖ **BE HYDRATED, BE SAFE.....**

**HAVE A HAPPY SUMMER
VACATION.....**



SUBJECT- ENGLISH

1- Write 5 words each using vowel "a, e". Paste their picture and learn spelling.

2- Write 5 words each using vowel " i, “. Paste their picture and learn

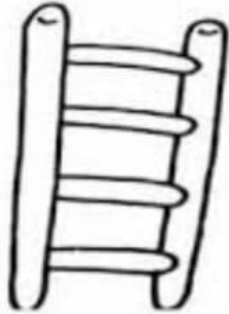
3-Prepare a list of 7 things found in your kitchen and paste their picture.

4-Prepare a list of 7 things found in your bedroom and paste their picture.

5-Take hand print of your all the family members, write your relation with them and paste their photograph .

6 .Learn PHONIC RHYME A-Z.

Write the First Letter of Pictures






















Fill in the Missing Letters



_____ o g




_____ a t



_____ i s h



_____ r o g



_____ i g

Write the first letter of Picture and Colour it.




___ hair



___andle




___pple



___rapse



___an



___ootball



___ap



___oat

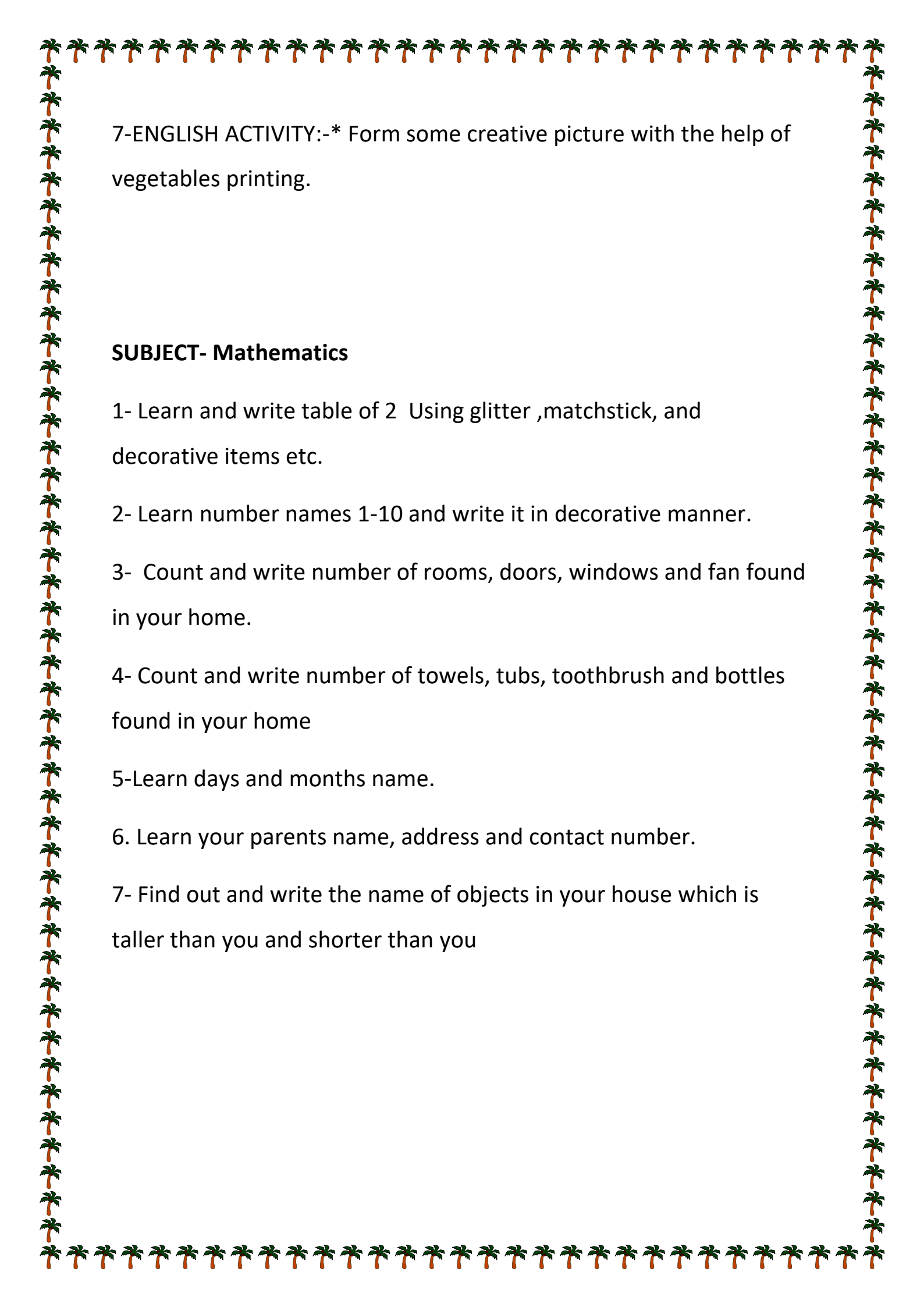


___ango

Consonants and Vowels

Q. Color the vowels orange. Color the consonants brown.





7-ENGLISH ACTIVITY:-* Form some creative picture with the help of vegetables printing.

SUBJECT- Mathematics

- 1- Learn and write table of 2 Using glitter ,matchstick, and decorative items etc.
- 2- Learn number names 1-10 and write it in decorative manner.
- 3- Count and write number of rooms, doors, windows and fan found in your home.
- 4- Count and write number of towels, tubs, toothbrush and bottles found in your home
- 5-Learn days and months name.
6. Learn your parents name, address and contact number.
- 7- Find out and write the name of objects in your house which is taller than you and shorter than you



2 Times Table

$2 \times 1 =$

$2 \times 7 =$

$2 \times 2 =$

$2 \times 8 =$

$2 \times 3 =$

$2 \times 9 =$

$2 \times 4 =$

$2 \times 10 =$

$2 \times 5 =$

$2 \times 11 =$

$2 \times 6 =$

$2 \times 12 =$

house and draw them.

Write each missing number.

1		3		5		7		9	10
11	12		14		16		18	19	20
21		23		25		27		29	30
31	32		34		36		38	39	40
41		43		45		47		49	50
51	52		54		56		58	59	60
61		63		65		67		69	70
71	72		74		76		78	79	80

NAME: _____

CLASS: _____





DATE: _____






BIG & SMALL



Color Big object with red and Small with blue.



Fill in the Missing Numbers





Subject- GK

1-Count and write number of fruits kept in your house, name them and paste their picture.

2- Draw 5 sense organ, name them and colour it (eyes, nose, ears, tongue, and skin)

3-Count and write number of vegetables kept in your house, name them and paste their picture.

4-How you come to school name that vehicle. Draw/paste it picture.

5-Draw a family tree. Paste photographs of your family members .

6-Paste picture of food items you eat during summer season.

*MUST DO IT :-

* Get up early in the morning.

* Do exercise regularly.

*Eat healthy food and drink lots of water.

* Try to converse in English with your parents.

* Water the plants and feed the birds.



Label the Body Part

Color each structure of the body then draw a line to match it to the words below:



foot



hair



eye



ear

hand



nose



lip

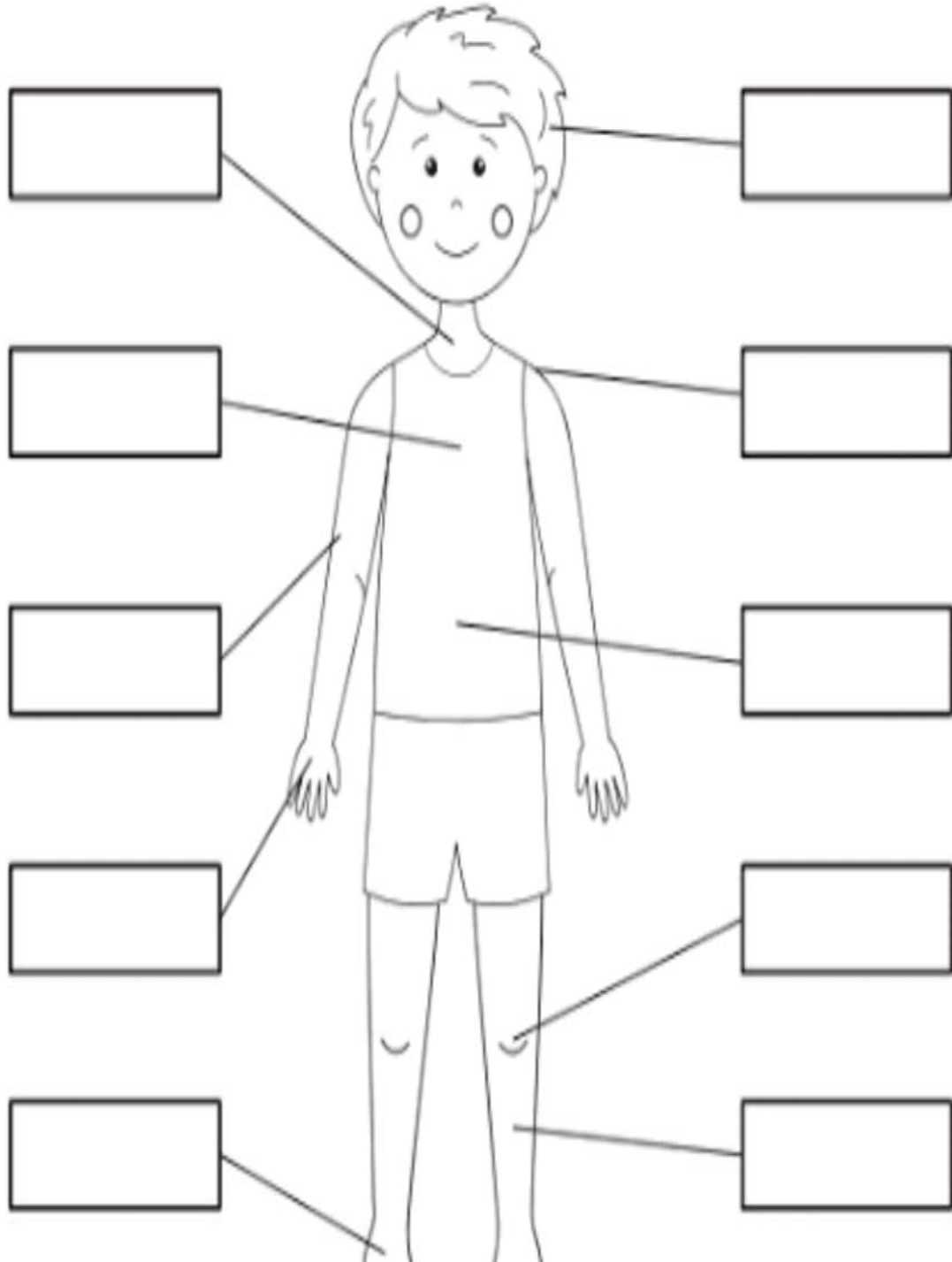


neck




My body parts

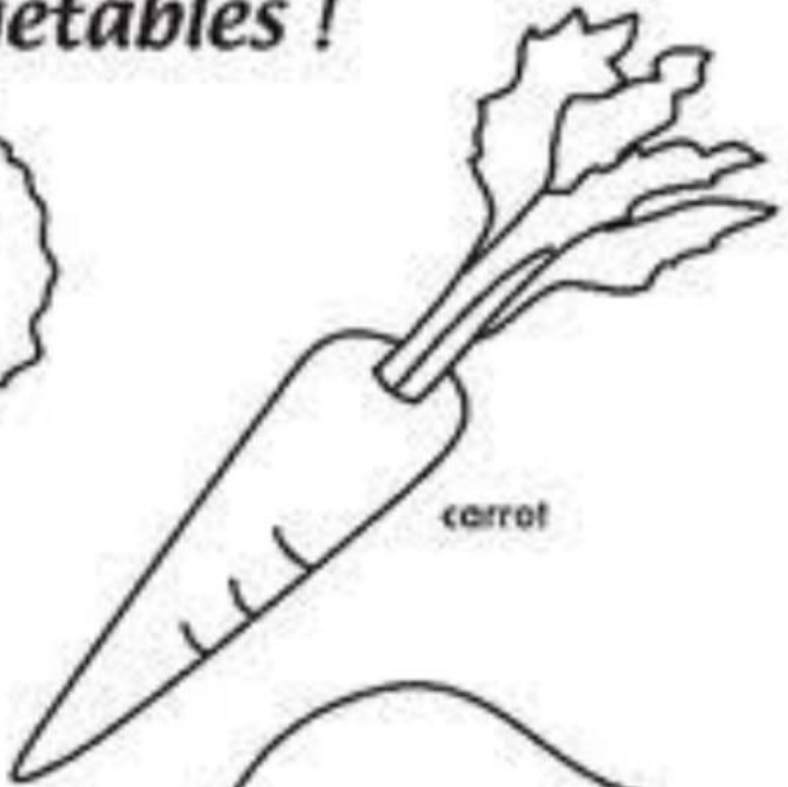
Directions: Cut and match the labels with correct body parts.



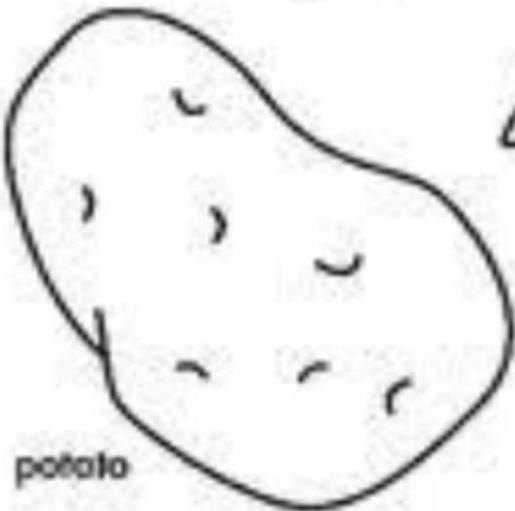
Color the Vegetables !



broccoli



carrot



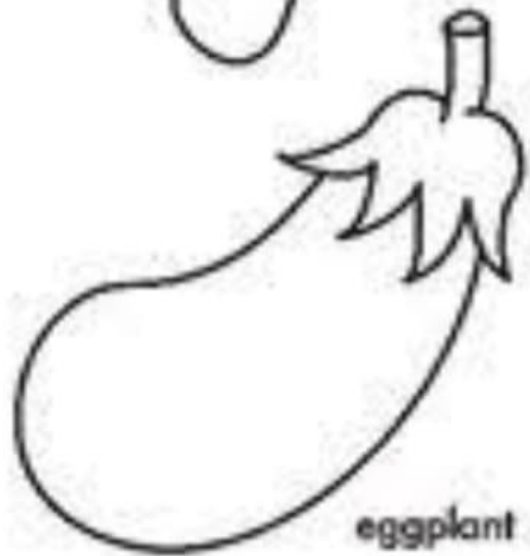
potato



mushroom



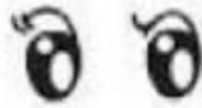
pumpkin



eggplant

Count the parts of your body and write the number.

I have



eyes

I have



mouth

I have



ears

I have



fingers

I have




legs

I have




arms

I have



toes

I have



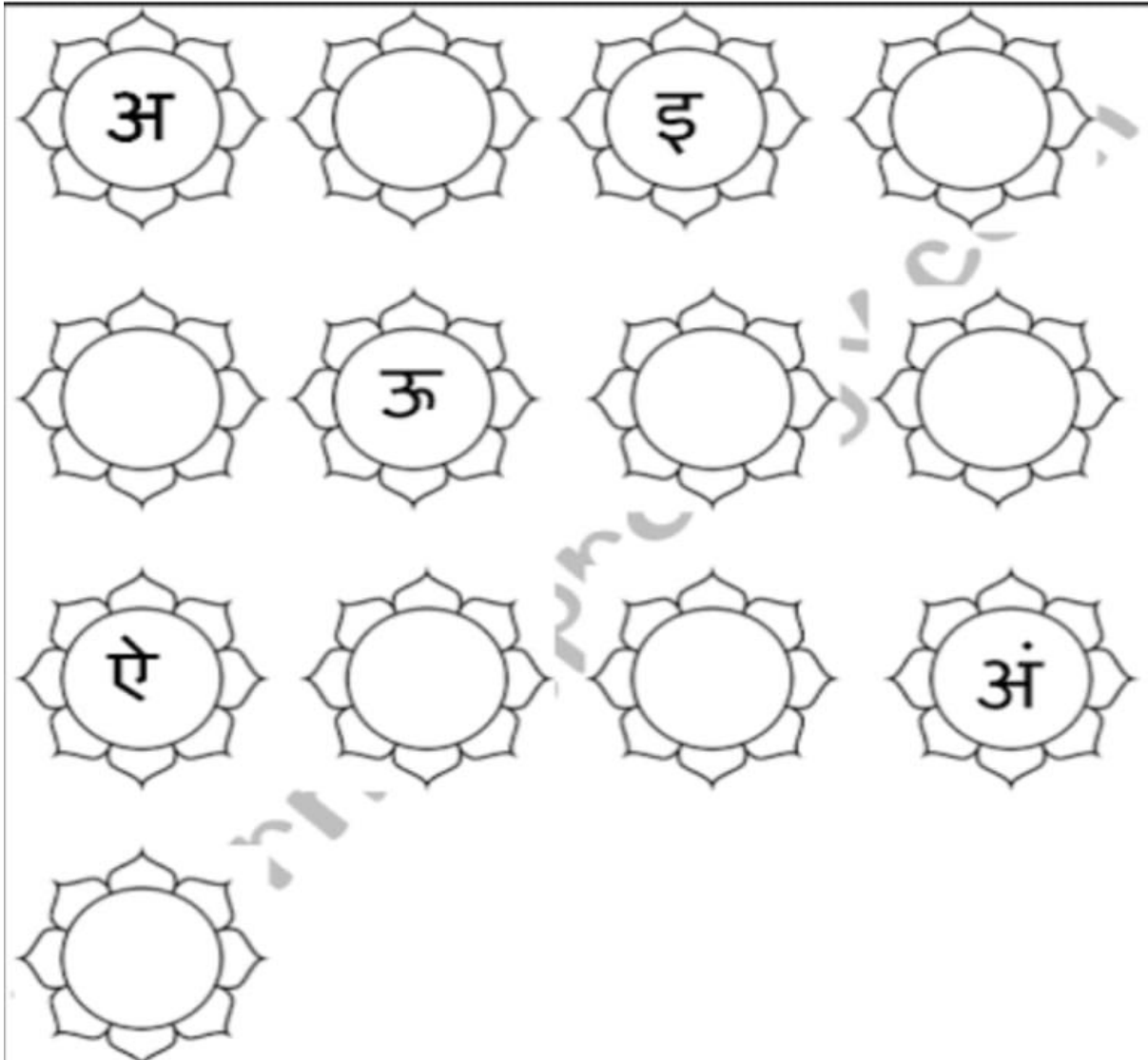
nose

1 2 3 4 5 6 7 8 9 10

Subject- Hindi

1. गर्मी में उपयोग में आने वाले वस्त्रों एवं फलों के चित्र चिपकाएं?
2. अपने परिवार के साथ पिकनिक पर जाने से पहले आपअपनेसाथ में क्या क्या सामान लेकर जाएंगे उनके चित्र चिपकाएं?
3. स्वर एवं व्यंजन से संबंधित 10 सब्जियोंके चित्र चिपकाएं याबनाएं !

रिक्त स्थान भरो - Fill in the blanks




रिक्त स्थान भरो - Fill in the blanks

क			घ	
	छ	ज		
ट		ड		
	थ		ध	
प				म

रिक्त स्थान भरो



घ.....




ग.....



फ.....




ई.....



ज.....



प.....



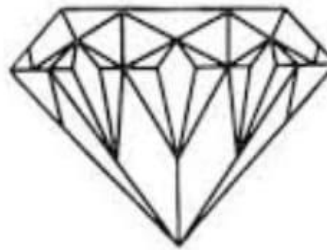
छ.....



ब.....



ध.....

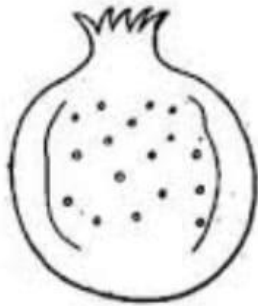


ब.....

चित्र देखकर पहला अक्षर लिखे और रंग भरो









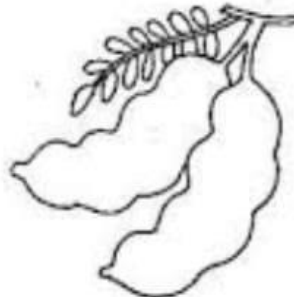















प्रश्न - वर्णों को जोड़कर शब्द बनाओ -

1. च + ढ _____

2. क + र _____

3. घ + र _____

4. च + ल _____

5. ख + त _____

6. प + ढ _____

7. स + च _____

8. क + ह _____

9. म + त _____

10. फ + ल _____

A decorative border of palm trees surrounds the text. The border consists of a repeating pattern of palm trees with green fronds and brown trunks, arranged in a rectangular frame.

Read & learn the following stories with action:

English Story

THE LITTLE BOY

There is a boy. His name is Adwin. He goes to school every day. He loves to eat junk food like Maggie, pasta, chips, kurkure. One day he got a bad stomachache. He started crying Aahh... Aahh.. He went to doctor and doctor gave him injection, doctor said - not to eat junk food, because it is harmful for us.

Moral of the story- Always eat healthy food, avoid junk food