

HOLIDAY HOME WORK

CLASS –MONTESSORI II

CIRCLE THE BEGINNING SOUND OF EACH PICTURE:-

STORY



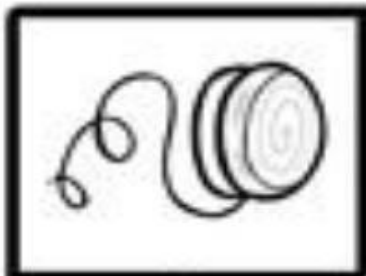
A	O
---	---



G	M
---	---



V	S
---	---



Z	Y
---	---



F	D
---	---



L	Q
---	---



A	W
---	---



K	J
---	---



D	B
---	---

READ & LEARN THE GIVEN STORY:

Harry is a Dolphin.

He found a new friend. His new friend is Riza.

Riza is a small fish.

One day Riza went near a big boat.


She was caught by a Fisher man.

But Harry helped her out. Both of them are now safe.


Moral:-We should help each other.

1. PASTE 5 OBJECTS RELATED TO ALPHABET " B " PRESENT AT YOUR HOME. 2.

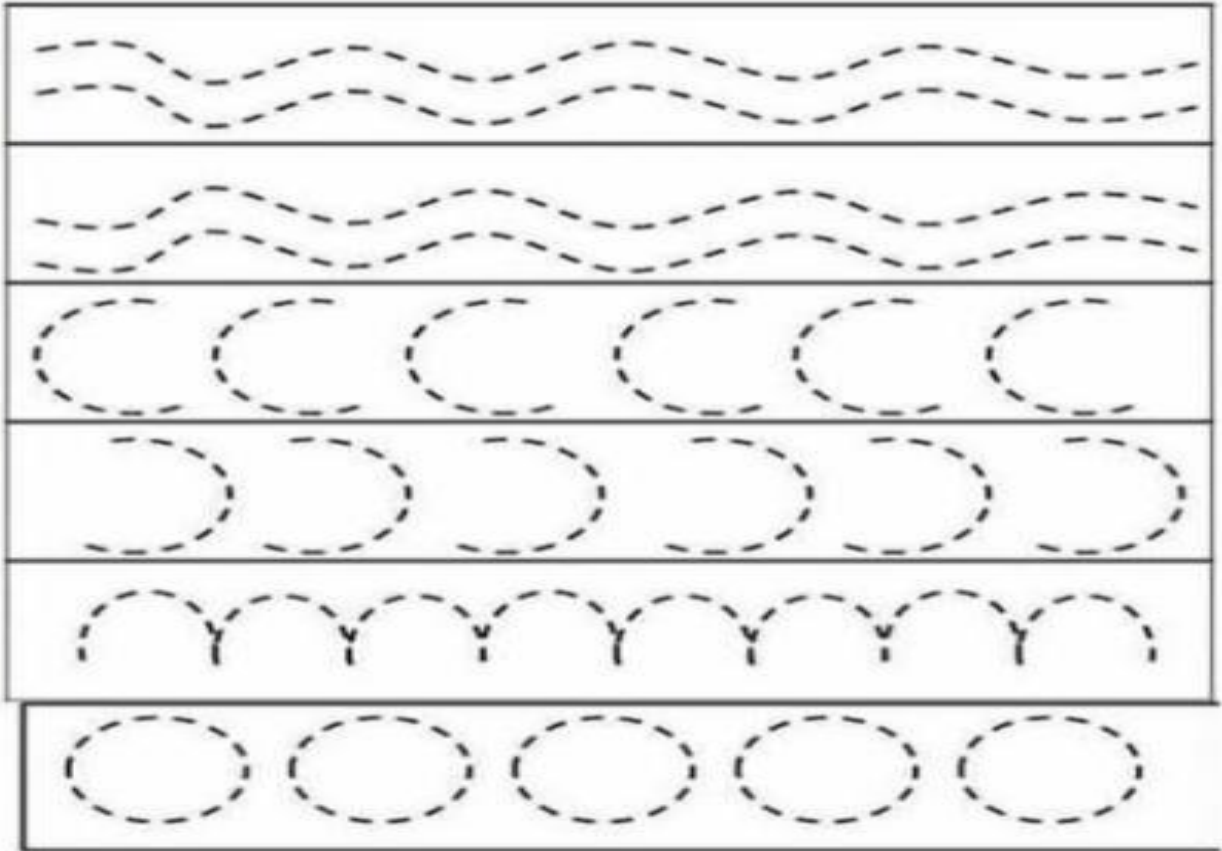
2. IDENTIFY THE PICTURES AND WRITE CORRECT CAPITAL LETTER BELOW THE PICTURE.



Fill the missing alphabet.



Trace the dotted lines with primary colours.




Missing Letters

A <u>B</u> C	K ___ M
F ___ H	S ___ U
D ___ F	J ___ L
W ___ Y	G ___ I
M ___ O	O ___ Q
R ___ T	V ___ X
B ___ D	X ___ Z


MATHEMATICS

1. PASTE 3 TYPES OF PICTURE RELATED TO BIG AND SMALL:-
2. COUNT HOW MANY FANS/LIGHTS ARE THERE AT YOUR HOME.
3. IDENTIFY THE SHAPES AND COLOUR IT:-

1. Find the circle shape and color it.



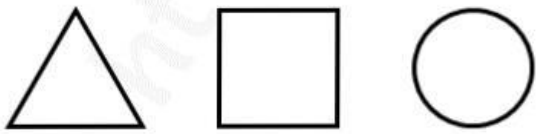
2. Find the triangle shape and color it.



3. Find the square shape and color it.



4. Find the circle shape and color it.

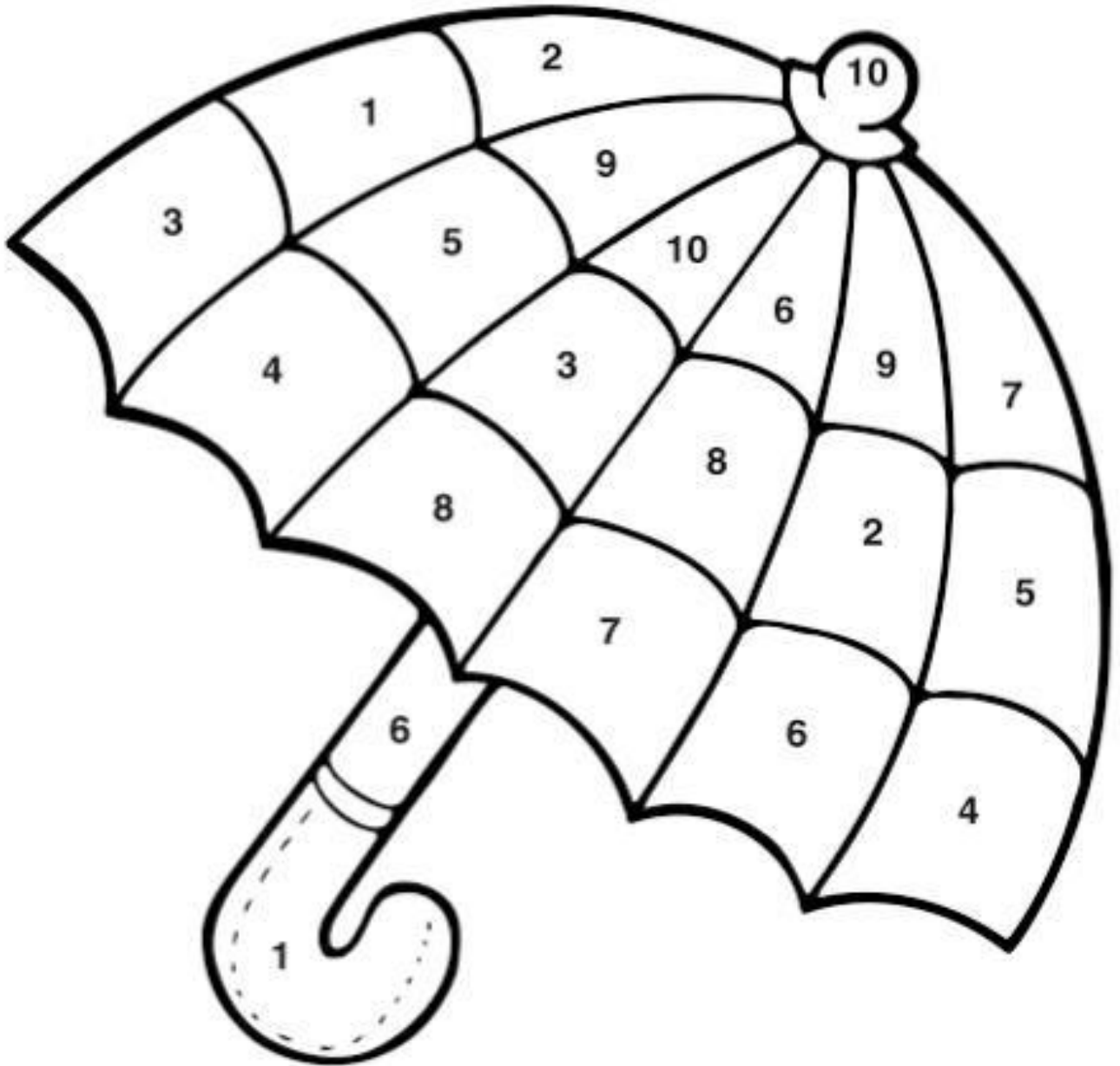


5. Use the color key to color the umbrella.






1 - red
2 - green
3 - black
4 - yellow

5 - pink
6 - orange
7 - purple
8 - blue


9 - white
10 - brown



6 .COUNT THE OBJECTS AND CIRCLE THE CORRECT NUMBER:-

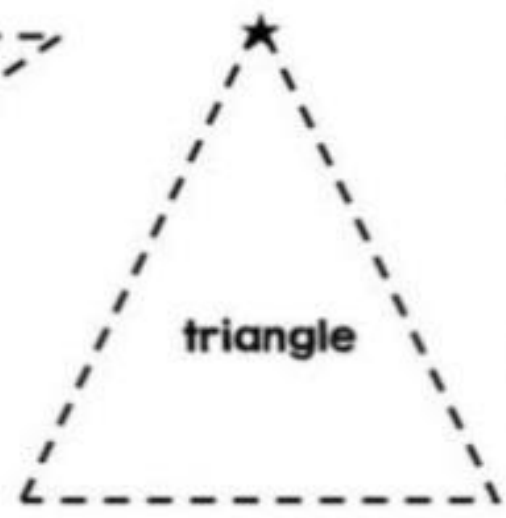
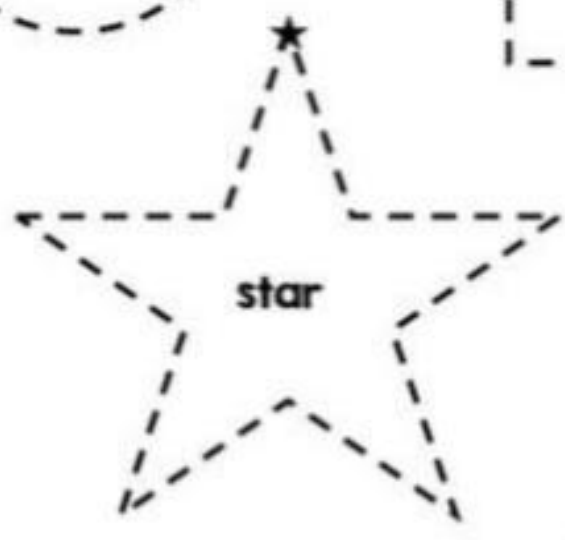
	2 3 5
	4 6 7
	2 4 5
	4 6 7
	6 8 9











Name _____



Trace and Color Shapes

Start at the star and trace the shapes.



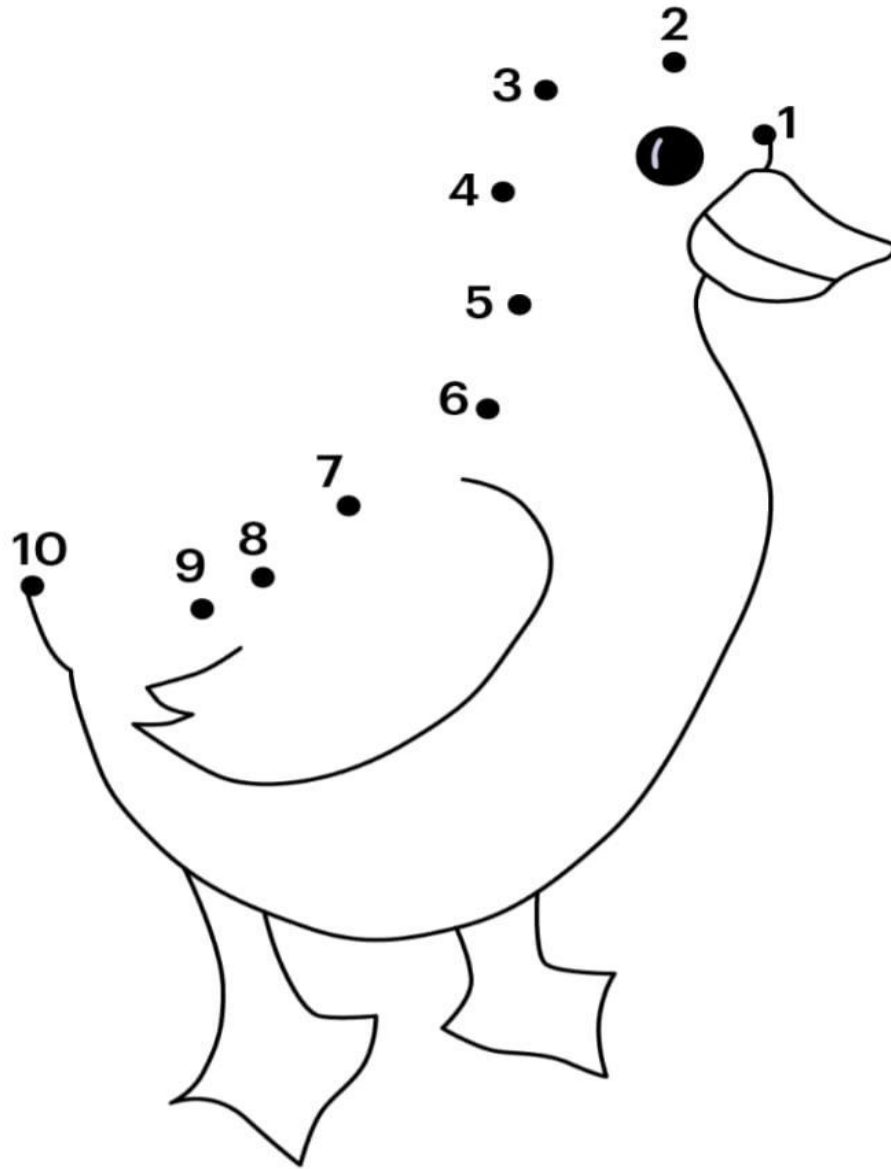
Object	Ans.
	
	
	
	
	
	
	
	
	
	

Count and Write the Answer

Name _____




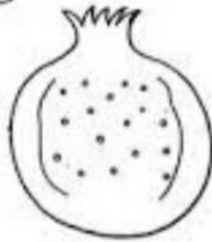

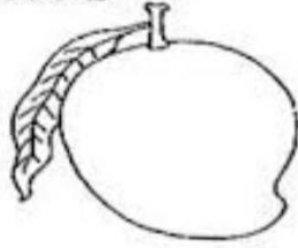
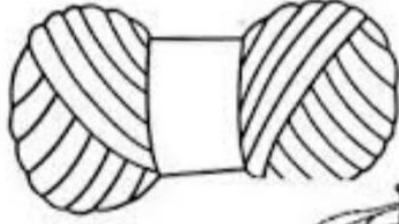
Connect the Dots!



HINDI

1.

मिलान करो और चित्र में रंग भरो



क

उ

ऊ

इ











आ

ओ

अ

2.

पढ़ो, रंग भरों और लिखो

अ		अ	ए		ए	
आ		आ	ऐ		ऐ	
इ		इ	ओ		ओ	
ई		ई	औ		औ	
उ		उ	अं		अं	
ऊ		ऊ	अः		अः	
	अ आ	इ ई	उ ऊ	ए ऐ	ओ औ	अं अः

3. Clay / GUNDE HUE AATE SE AKSHAR अ BANAYE:-

4. TREE का CHITRA BNAYE YA CHIPKAYE.

5.

चित्र को पहचाने और सही स्वर पर टिक करें

	इ ऋ अ
	<input type="checkbox"/> <input type="checkbox"/> <input type="checkbox"/>
	उ आ ऋ
	<input type="checkbox"/> <input type="checkbox"/> <input type="checkbox"/>
	आ अ ऊ
	<input type="checkbox"/> <input type="checkbox"/> <input type="checkbox"/>
	ऐ ओ उ
	<input type="checkbox"/> <input type="checkbox"/> <input type="checkbox"/>
	ऊ औ ए
	<input type="checkbox"/> <input type="checkbox"/> <input type="checkbox"/>

READ & LEARN THE GIVEN STORY:

हिन्दी कहानी

“ हिरणी और घास ”

एक समय की बात है एक हिरणी जंगल में रहती थी। वह सभी हिरणी की तरह हरी एवं रसीली घास खाती थी पर उसकी एक बुरी आदत थी। पेट भरते तक खाती थी और बाकी की घास को बरबाद कर देती थी। यह सब देखकर घास बोली हिरणी – सुनो अपनी यह बुरी आदत को छोड़ दो परन्तु हिरणी नहीं मानी। एक शेरनी को हिरणी देखी और डर गई। घास ने कहा तुम घास के पीछे जाकर छिप जाओ। जहाँ की घास को तुमने बरबाद नहीं की है और इस तरह हिरणी, शेरनी बच गई। हिरणी ने कहा – शुकिया घास तुमने मुझे बचा लिया।

शिक्षा – हमें हमेशा अपने भोजन की इज्जत करनी चाहिए।

2022/8/4 1

EDMI NOTE 6 PRO
DUAL CAMERA

6.

समान वर्ण को मिलान करो

अ

इ

आ

उ

ए

ऊ

ई

आ

ऊ

ई


ऊ

अ

स्वर आ में गोला लगाएं



आम



आलू

	आ	अ	
आ			
उ	अ	ऊ	आ
ऊ	आ		अ

Sense Organs – Matching

Eye



Nose



Skin



Tongue



Ear



- I have  eyes
- I have  mouth
- I have  ears
- I have  fingers
- I have  legs
- I have  arms
- I have  toes
- I have  nose

1 2 3 4 5 6 7 8 9 10

Circle and color the fruits

