



St. XAVIER'S HIGH SCHOOL
BILASPUR

SUMMER
HOLIDAY
HOMEWORK

SESSION-2022-23

MONTESSORI-II


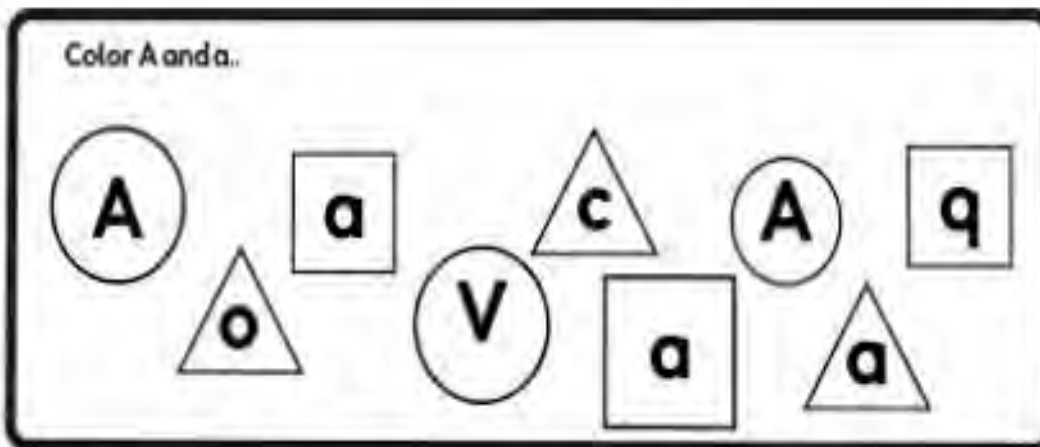




INSTRUCTIONS

- ❖ **DO HOLIDAY HOMEWORK IN STICK FILE.**
- ❖ **DESIGN A FRONT PAGE FOR THE ASSIGNMENTS.**
- ❖ **YOU CAN EITHER TAKE PRINTOUTS OF THE WORKSHEETS OR YOU CAN DRAW IT IN A4 SIZE PAPER.**
- ❖ **DON'T USE SKETCH PENS, ONLY CRAYONS OR COLOUR PENCILS ARE ALLOWED.**
- ❖ **SOLVE THE WORKSHEETS NEATLY.**
- ❖ **BE HYDRATED, BE SAFE.....**


**HAVE A HAPPY SUMMER
VACATION.....**

IDENTIFY THE LETTER "A a" AND THEIR OBJECTS THEN COLOUR IT:-




A decorative border of palm trees surrounds the page. The border consists of a repeating pattern of green palm trees with brown trunks, arranged in a rectangular frame.

PASTE 5 OBJECTS RELATED TO ALPHABET " B " PRESENT AT YOUR HOME.



IDENTIFY THE PICTURES AND WRITE CORRECT CAPITAL LETTER
BELOW THE PICTURE.



CIRCLE THE CORRECT PICTURE FOR THE GIVEN LETTER:-

1. k



2. L



3. J



4. M



5. I



TICK THE INITIAL LETTER OF THE GIVEN PICTURE:-



C D O



R Q D



A D C



H P K



A B C



F G K



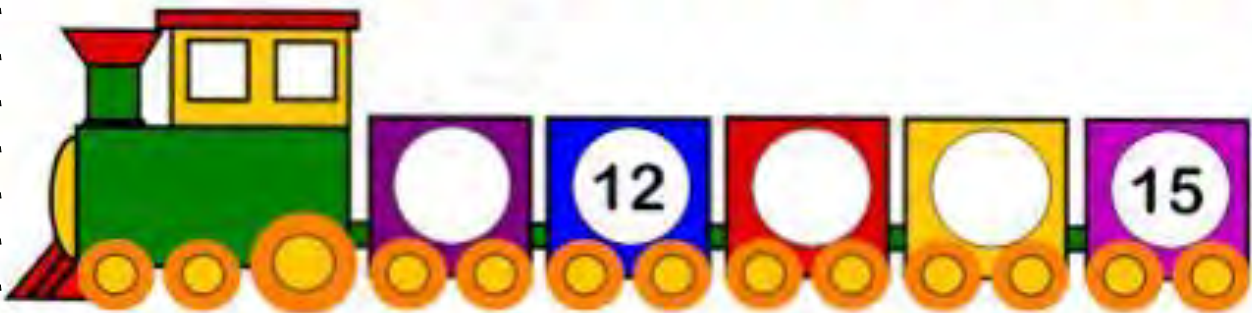
E N P



G Z F

MATHEMATICS

1. PASTE 3 TYPES OF PICTURE RELATED TO BIG AND SMALL:-
2. COUNT HOW MANY FANS/LIGHTS ARE THERE AT YOUR HOME.
3. WRITE THE MISSING NUMBER BETWEEN 1 TO 20.




4. IDENTIFY THE SHAPES AND COLOUR IT:-

1. Find the circle shape and color it.




2. Find the triangle shape and color it.



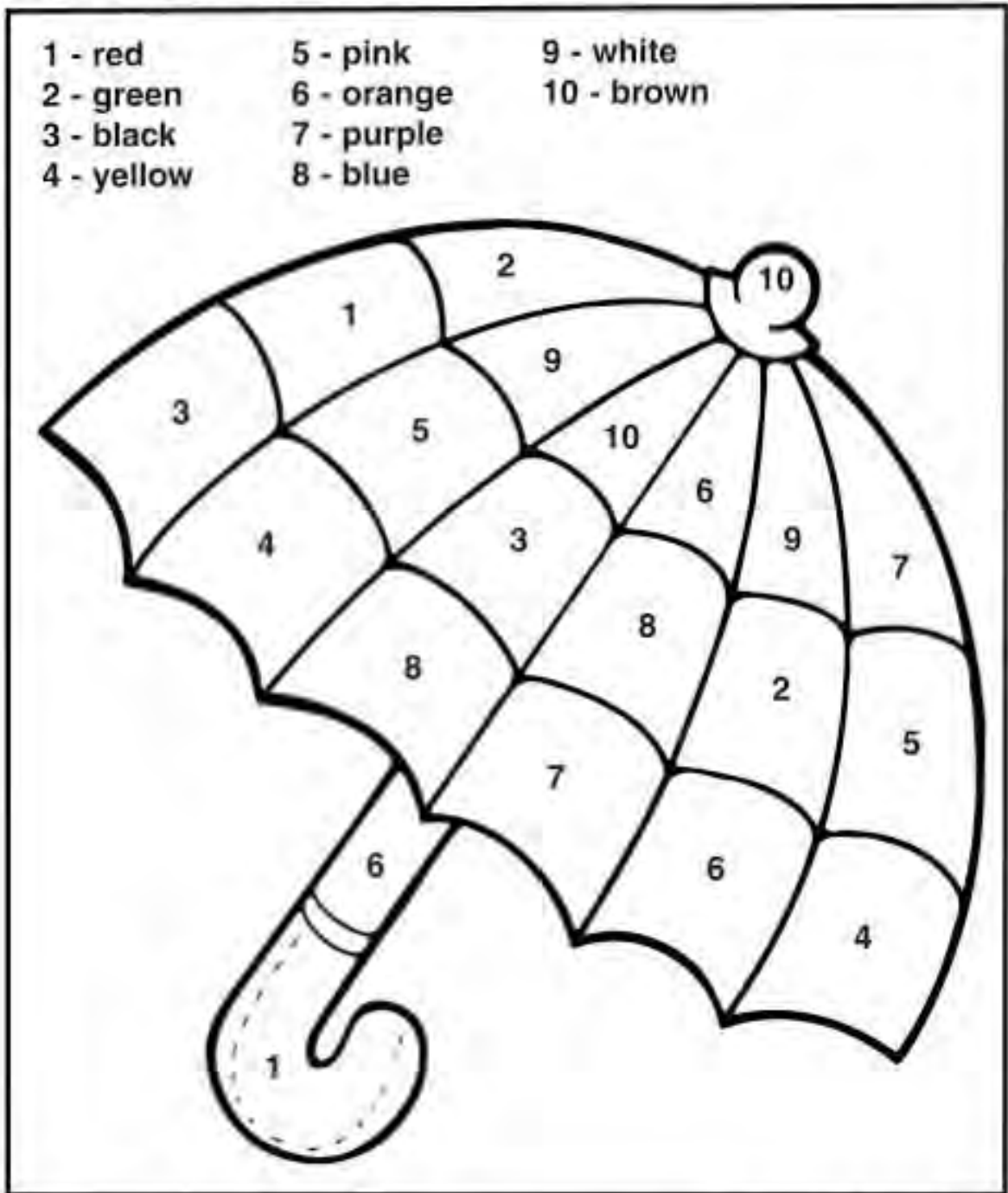
3. Find the square shape and color it.



4. Find the circle shape and color it.





5. Use the color key to color the umbrella.





6 .COUNT THE OBJECTS AND CIRCLE THE CORRECT NUMBER:-

	2 3 5
---	-----------

	4 6 7
---	-----------

	2 4 5
--	-----------


	4 6 7
---	-----------

	6 8 9
---	-----------

HINDI

1.

मिलान करो और चित्र में रंग भरो



क
उ
ऊ
इ
आ
ओ
अ

2.

पढ़ो, रंग भरों और लिखो

अ



अ

ए



ए

आ



आ

ऐ



ऐ

इ



इ

औ



औ

ई



ई

औ



औ

उ



उ

अं



अं

ऊ



ऊ

अः

अः



अ आ

इ ई

उ ऊ

ए ऐ

औ औ

अं अः

3. Clay / GUNDE HUE AATE SE AKSHAR अ BANAYE:-

4. Ped का CHITRA BNAYE YA CHIPKAYE.

5.














चित्र को पहचाने और सही स्वर पर टिक करें

	इ ऋ अ
	उ आ ऋ
	आ अ ऊ
	ऐ ओ उ
	ऊ औ ए

6.

चित्र के नाम के पहले अक्षर को लिखो
Write the First Letter of the Picture

Indis.com

पहचानो और अक्षर लिखो

